

NANABUSH AND THE BRIDGE

as told by Anishinaabe storyteller Eileen Conroy

Nanabush woke early. The birds were singing a spring song and it was going to be a good day to catch some fish for Nokomis. He carefully prepared his pack for his work - fish net, spear, paddle, a small bag of dried moosemeat for a snack and a little cone of maple sugar.

He paddled his bark canoe out onto the Great Lake and around the point into the cove where the fish liked to spend their time, just near the mouth of the river. Nanabush put out his net and headed for the shore. He fished at the rapids with his spear and caught several nice fat walleye for a shore lunch. At the end of the day Nanabush pulled up his nets and filled the canoe with fresh fish. He paddled home and unloaded the canoe. The pack was soon filled with fish for Nokomis. Nanabush smiled as he started up the path to Nokomis' wigwam.

He had not gone far when he came to the place where the path crossed a creek. Usually there was an old cedar tree that had fallen across the creek- it made the perfect bridge. Nanabush could cross the bridge with his eyes closed! But today something was terribly wrong....

Where was the cedar tree? There was no bridge across the creek- the spring thaw and the rains had filled the creek with flood water. The force of the water had picked up the old cedar tree and carried it far downstream while Nanabush was fishing. It was impossible for him to cross the creek now because the water was too deep and he could not carry the heavy pack while trying to balance in the cold spring flood water.

What was Nanabush to do??? He thought and thought and used his imagination - he would need to build a new bridge... but how? He only had his pack and the fish and the fish net with him. Nanabush looked along the banks of the creek, searching for another cedar tree but there were none that had fallen down. At last he saw an old birch log laying back in the bush- the wood from the tree had long ago rotted and was becoming soil - but the wiigwas (birch bark) was still intact. Maybe he could use the birch bark to make a new bridge. Nanabush carefully picked up the large sheet of bark and carried it to the bank of the creek. He sat down to plan how he might turn the piece of bark into a bridge.

Can you help Nanabush make a bridge that will carry him and his pack full of food across from one side of the creek to the other?




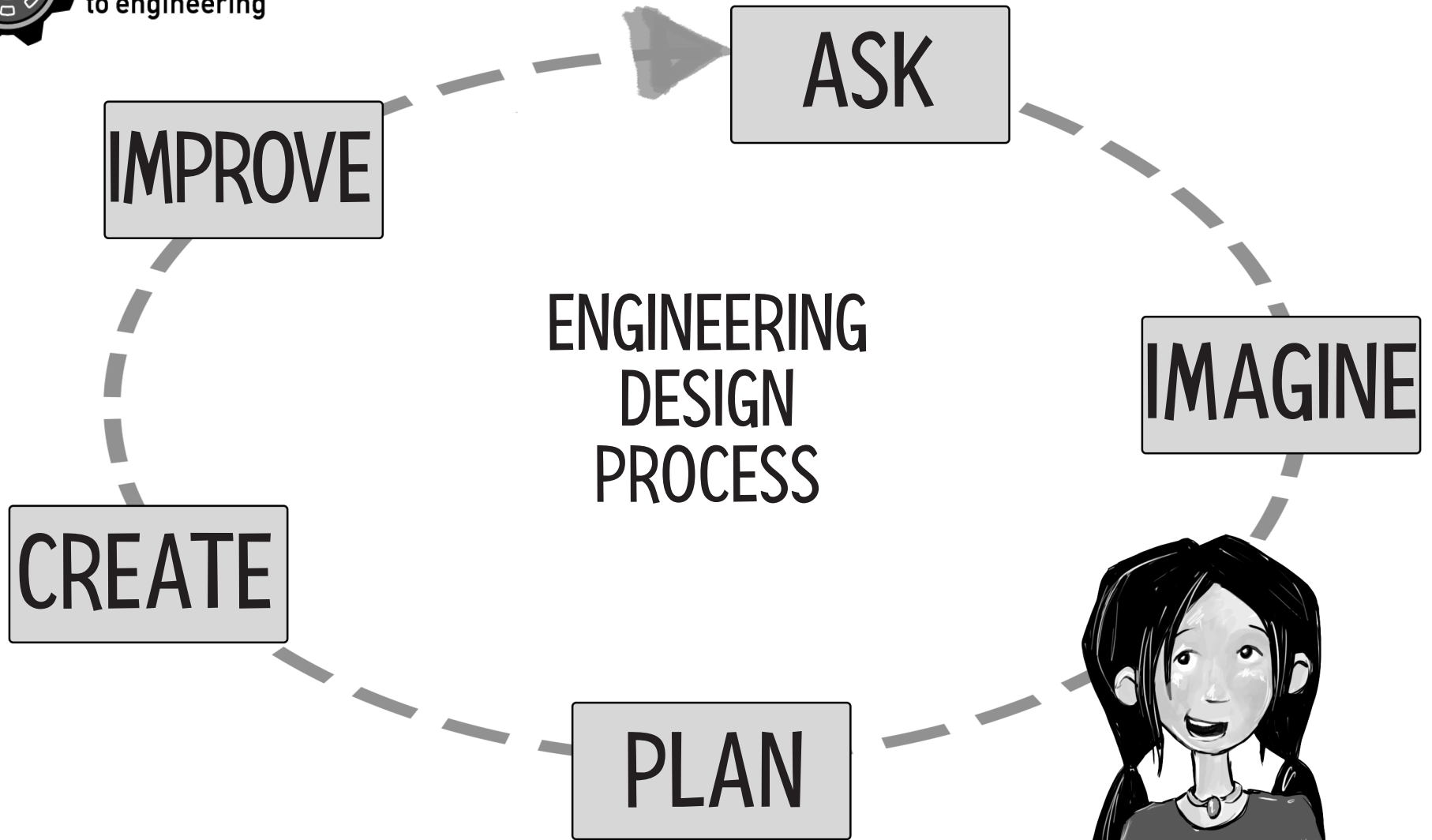
aboriginal access
to engineering



Nanabush Builds a Bridge by Steven Trudeau (2013)



aboriginal access
to engineering





ENGINEERING DESIGN PROCESS DIAGRAM

ASK questions

What is the problem we need to solve?

What materials do we have on hand? What do we need?

What are the details we need to pay attention to?

IMAGINE possible solutions

Talk about your ideas with your team members

Write down ideas if you need to!

Brainstorm

PLAN your design

Decide how you will build your solution

Decide what materials you need and how you will get them

Draw a plan, with pictures and words!

CREATE



Build your solution to the problem!

IMPROVE your design





Test your design. Does it work? Could it be better?

Figure out what needs to improve...ask questions about the problems!

Cut and fold the field notebook below to keep track of what you find!



Cut and fold the field notebook below to keep track of what you find!



HOW GLOOSCAP CREATED SUGARLOAF MOUNTAIN

As retold by Elders Margaret Labillois and Luke Simon

A long time ago, the people used to live near the riverbanks in the summertime, and they could watch all the salmon going up the river to spawn. One day, they noticed the salmon could not get up the river anymore.

Remember, in those days the beaver were very, very big. And they had built a dam across the Restigouche River. That is why the salmon could not get up the river to spawn.

The people were very upset indeed! Because they knew if the salmon could not get up the river to have their babies, there would be no more salmon and they would have none for food in the winter.

So they held a council with all the people. They said that they didn't want to rely on Glooscap. They decided they would go out in their canoes to fight the beavers.

The men got in their canoes but when they got close to the beavers, they splashed the water with their huge tails. The canoes and the men went flying up into the air and fell into the water. They could not get past the beavers in order to destroy the dam. The beavers were just too big.

So they swam ashore and they reconsidered calling Glooscap. At the time, Loon was Glooscap's messenger. They asked Loon to call him.

Loon made his wailing sound and called Glooscap. It was carried across the water to Glooscap, and our friend soon came riding on the back of his whale.

Glooscap asked them, "Why did you call me?"

They tell him about the beavers and how they had made a dam all the way across the river, and how the salmon could no longer get up the river to spawn.

They say that they will not have any more salmon to eat if they can't get up the river and have their babies.

So Glooscap walked to the middle of the dam and hit it with his club. When he hit the dam, parts of it flew away. One of these parts became an island. It is now called Heron Island. Another part that flew away is now called Bantry Point.

Glooscap caught the leader of the beavers and swung him around and around by his tail. When Glooscap let go, the beaver landed many miles away and turned into rock. Today, that rock is called Sugarloaf Mountain.

Glooscap then turned to the other beavers. They were afraid, so instead, he stroked their heads. And with each stroke, they became smaller and smaller, until they reached the size they are today.

Glooscap promised the people that the beavers in New Brunswick would never grow that big again. The beavers will not build a dam so big that it stops the salmon from getting through. The people will never have to worry about that problem again.



Source: https://www.lib.unb.ca/Texts/QWERTY/Qweb/qwerte/mic_mal/sugtsten.htm



GLOOSCAP AND SUGARLOAF MOUNTAIN

What was a clue to the people that something might be wrong with the Restigouche River?

What would happen if the salmon could not get up the river?

- A) They could not have their babies.
- B) There would be no more salmon.
- C) The people would not have salmon to eat.
- D) All of the above.



What was blocking the river?

Who came to help the people? Circle the helper

Loon

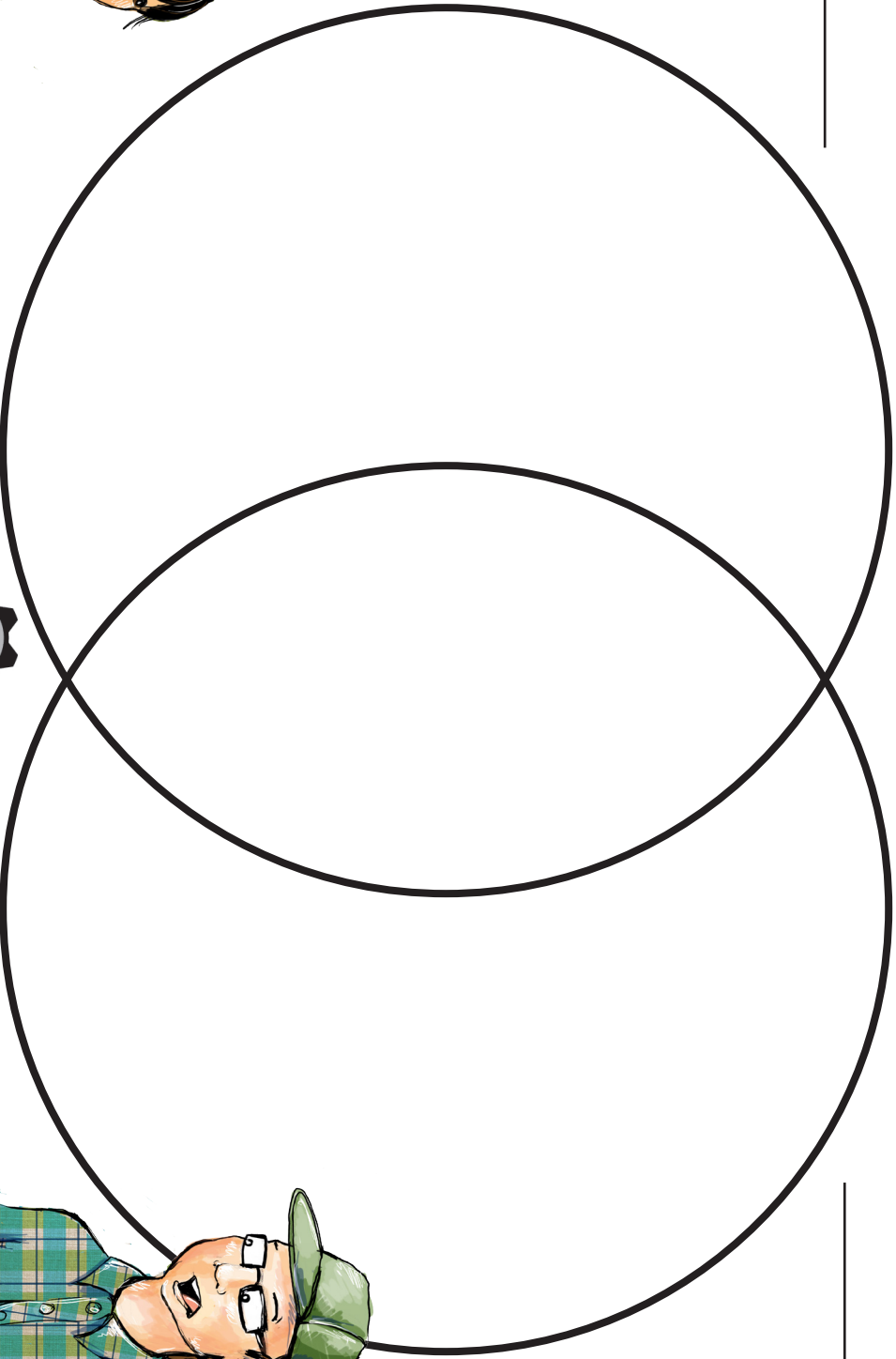
Glooscap

Sugarloaf

Beavers

Why do you think the beavers were afraid of Glooscap?

NAME: _____ and _____



aboriginal access
to engineering

Nanabush Builds a Shelter for an Animal Brother

as told by Anishinaabe storyteller Eileen Conroy

Long, long ago when the Earth was new, Nanabush was sent to name each animal and plant and to learn its responsibilities. Maengan the wolf accompanied him on his adventures. As Nanabush walked the trails and paddled the creeks and rivers, he met the four-leggeds, the winged ones, the swimmers, and the crawlers. He sat under the trees and listened to their stories. He introduced himself to the medicine plants and learned how they would heal the human people. Nanabush was taught to be respectful of the elements of Creation.



Nanabush and his Animal Brothers by Steven Trudeau (2013)

SS 3.9 Nanabush Builds a Shelter

Nanabush listened carefully to each member of Creation and he marveled at the good work that the Creator was doing to get the Earth ready for the human people who would soon come to live here.

The sturgeon spoke of its responsibility to keep the waters clean and healthy so the humankind would always have fresh water to drink and he named it Nameh.

The little painted turtle told how it had promised to forever be the voice of the animal and plant people who live in the water, speaking daily with the Creator as it went about keeping the edges of the waterways clean and healthy, and he named her Miskwaadesi.

The eagle informed Nanabush that it had been given the gift of great vision and could fly so high- it had promised to forever help to keep the land and water clean by eating the fish and that every day it would fly across all of Creation, looking for evidence that the human people were happy and remembering to be grateful and thankful for the gifts of Creation, and he named him Migizi.

... and so it went...

Nanabush and Maengan spent many days listening and sharing with each member of Creation. They spoke about the need for the animal people to have a shelter- a place where they could rest and stay warm and cozy when the weather was cold or wet, a place where they could raise their young in safety.

Nanabush had learned from the birch tree how to construct a shelter for himself from wiigwas (birchbark) and poles.

Maengan preferred to have a shelter that was in the Earth- and so the wolf dug out a snug and warm home for itself and its family.

Nameh the sturgeon chose deep water in the cold times where it could snooze and be safe from winter.

Miskwaadesi the turtle needed to have a long rest during the winter time because she was so busy during the other seasons and so she chose to hibernate under the water in the soft mud at the bottom of the ponds and wetlands.

Migizi the eagle sought out a nest made from sticks which it placed high up in tree tops and along cliff faces.

There were many other animal species that needed to find a shelter from the weather. Nanabush and Maengan worked together with each animal to devise an appropriate shelter to look after the animal's needs.

Can you help Nanabush and Maengan create a suitable shelter for an animal brother? Make sure your shelter will keep the animal safe from the wind!



We Build a Shelter for an Animal Brother – Instructions

1. Choose an animal.

Find out what it needs to survive and what it eats.

2. Talk about it with your partners.

What type of shelter could you build to help this animal?

What shape should it be?

How will your shelter stay strong?

How will forces affect your shelter?

3. Plan your shelter- what materials will you choose from the list?

_____ long sticks

_____ craft sticks

_____ toothpicks

_____ paper

_____ tape

_____ string

4. Fill in your DESIGN PLAN worksheet and draw your design in box 1.

5. Get the materials.

6. Build your shelter.

7. Draw what it looks like in box 2, you may also take a picture.

8. Test your structure.

9. Draw what it looks like after the testing in box 3.

10. Talk about changes you would make to improve your idea.

Draw them or list them in box 4.



aboriginal access
to engineering

DESIGN PLAN

I will build a shelter for _____.

My partners are _____ and _____.

We have chosen these materials...

This shelter will be strong because...



WORK REPORT

Rate your shelter and your work.



I was a good listener	1	2	3	4	5
I helped to plan the shelter	1	2	3	4	5
I helped to build the shelter	1	2	3	4	5
I helped to test the shelter	1	2	3	4	5
I helped to change the design	1	2	3	4	5
I worked with all of my partners	1	2	3	4	5

This is what I liked the best about this activity:

Next time I will do this differently:
